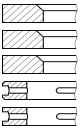


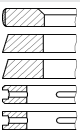







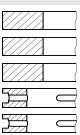


IHC

Motor-Typ motor-type type de moteur	ccm	Zyl. cyl. cyl.	Leistung power puissance	Modell model modèle	Baujahr year of man. année constr.	Bohrung bore percée	Höhe height épais.	Typ type type		NPR-Nr NPR-No réf. NPR	VE unit unité	Maß dim. mes.
Dieselmotor DD-66	1088	2	10,5 kW (14 PS)	Traktor D 214 S/DLD-2/D 212/, D 215		82,55	3/32" 3/32" 3/32" 3/16" 3/16"	910 IF P 910 IF P 910 IF P 947 P 946 P		9-2708-00	1	STD
Dieselmotor DD 74	1217	2	12,5/14 kW (17/19 PS)	Traktor D 217 S/F, D 219		87,31	3/32" 3/32"	910 CR IW P 911 P		9-2703-00	1	STD
Dieselmotor DD 111, DU 11	1825	3	17,5/19/ 25,5 kW (24/26/ 35 PS)	Traktor D 323/, D 324 S/D 326, Mährescher, D 8-62	56-75		3/32" 3/32" 3/16" 3/16"	911 P 947 FE 946 P				
Dieselmotor DD 148, DU 148 D	2434	4	27/28 kW (36,5/38 PS)	Traktor D 436 S/ D 438 S/, DTD 5, 439	59-65							
Dieselmotor BD 154	2520	4	26,5 kW (36 PS)	Traktor 238, 364, 384, 414, 424, 434, 444, 2424, 2444, 7000	63-	88,90	3/32" 3/32" 3/32" 3/16" 3/16"	910 IF CR 911 FE 911 FE 947 P 946 P		9-2704-00	1	STD
Dieselmotor D 179	2933	3	35,5/38,5/ 39 kW (48,5/51,5/52,5 PS)	633		98,43	1/8" 3/32"	910 CR 910 IF P		9-2707-00	1	STD
Dieselmotor D 239	3910	4	45/47/50/ 54 kW (61,5/64/68/ 73,5 PS)	684, 744, 3500, TD-8 II, 125B II			3/16"	947 EX FE				
Dieselmotor D 358	5860	6	74/84,5/ 101,5 kW (100/115/ 138 PS)	1055, 520, 630, 640, 515, 630 W, 541, 943, Traktor 826, 886, 955, 956, 1046, 1056, 2826, 3288, 3414, Mährescher 531, Excavator 3965 B, 1420, 3964 B, 3965 B, 3966 B, 3984	65-							
Dieselmotor D 179, UD 179	2933	3	35,5-50 kW (48,5-68 PS)	240, 454, 464, 484, 523, 553, 633, 2400, 4500	65-	98,43	1/8" 3/32" 3/16"	914 CR+ 910 IF P 947 EX CR		9-2706-00	1	STD
Dieselmotor D 155, UD 155	2540	3	26,5/32/ 33 kW (36/43,5/ 45 PS)	Traktor D 353, D 383, D 423, D 433, XV 433, XE 433, SU 533 2 WD, SU 533 4 WD, SU 533 V, XV 533, XE 533, 533 Wheel Tractor, 503 Payloader								
Dieselmotor DD-99 Dieselmotor	1631	3	14,5 kW (20 PS)	Traktor D 320 S/ D 322/DED 3								
Dieselmotor D 239	3910	4	45-67 kW (61,5-91 PS)	684, 744, 452, 3500, 182 013, TD-8 II, 609, 125B II	67-							
Dieselmotor D 206, UD 206	3380	4	43 kW (59 PS)	Traktor D 258, D 584, D 554, D 644, D 645, E 733, V 733, D 884								
Dieselmotor DT 239	3920	4	62,5 kW (85 PS)	Traktor 856 XL								
Dieselmotor DT 239	3901	4	60,5-62 kW (82-84 PS)									
Dieselmotor DD-132	2175	4	22 kW (30 PS)	Traktor D 430S/ D 432/D 40/ DGD 4	53-63							
Dieselmotor DT 358	5867	6	88-127 kW (120-172 PS)	530 A, 640 HD, 650, 1255, 1246, 953	72-							
Dieselmotor DT 358		6	84,5-127 kW (115-172 PS)		83-							
Dieselmotor D 358	5860	6	66-104 kW (90-142 PS)	1055, 520, 844, 630, 640, 515, 630, 541, 943, Traktor 826, 886, 955, 956, 1046, 1056, 2826, 3228, 3414, Mährescher 531, Excavator 3965 B, 1420, 3964 B, 3965 B, 3966 B, 3984	65-							
Dieselmotor D 310, UD 310	5070	6	63/65/68/70/ 78,5 kW	165 Crawler, 95 Cotton, 82 Cotton, 431 Combine, 715 Combine, Traktor 711 SP, Hydro 86, D 686, D 786, D 946, D 955	65-							

IHC

Motor-Typ motor-type type de moteur	ccm	Zyl. cyl. cyl.	Leistung power puissance	Modell model modèle	Baujahr year of man. année constr.	Bohrung bore percée	Höhe height épais.	Typ type type	NPR-Nr NPR-No réf. NPR	VE unit unité	Maß dim. mes.	
Dieselmotor D 246	4025	4	55-60 kW (75-81,5 PS)	Traktor 784, 824 A, 844 A, Hydro 84	73-	100,00	1/8" 3/32" 3/16"	910 IF CR 911 P 947 EX CR		9-2713-00	1	STD
Dieselmotor D 268	4388	4	56,5/59/ 63/65 kW (77/80/85,8/ 88 PS)	Traktor 270		100,00	1/8" 3/32" 3/16"	914 CR+ 930 P		9-2711-00	1	STD
Dieselmotor D 402	6582	6		Traktor 270 A, TD 8 C, 844 S, 845, 510 Payloader	73-			947 EX CR				
Dieselmotor DT 402	6588	6	107/ 117,5 kW (145/160 PS)	1455 Traktor, 650 HD Jumbo, 530 Payloader, 3994 Jumbo, 953 Combine	78-	100,00	1/8" 1/8" 3/16"	914 CR+ 914 CR+ 947 EX CR		9-2712-00	1	STD
Dieselmotor OHV, BD 264	4325	4	37 kW (50 PS)	Farmall B-450, BMD/BWD-6, BMD, BTD-6, U 264, B-450, BWD-6		101,60	3/32" 3/32" 3/32" 1/4" 1/4"	910 P 910 P 910 P 946 P 946 P		9-2710-00	1	STD
Dieselmotor DTI-466B	4660	6		3588, 3788, 4386, 5288, 5488 Tractor		109,23	3,16 3,16 6,33	914 CR * 917 CR P 947 EX CR P		9-2714-00	1	STD